

Sun Life Global Investments (Canada) Inc.  
 Sun Life Opportunistic Fixed Income Fund - Series A  
 [formerly Sun Life Multi-Strategy Target Return Fund]

November 25, 2019

This document contains key information you should know about Sun Life Opportunistic Fixed Income Fund - Series A. You can find more details in the fund's simplified prospectus. Ask your representative for a copy, contact the manager, Sun Life Global Investments (Canada) Inc., at 1-877-344-1434 or info@sunlifeglobalinvestments.com or visit www.sunlifeglobalinvestments.com.

Before you invest in any fund, consider how the fund would work with your other investments and your tolerance for risk.

Effective on or about February 26, 2020, 1) the fund will be renamed to "Sun Life Opportunistic Fixed Income Private Pool"; 2) the management fee on Series A units will be lowered from 1.55% to 1.52%; 3) the Deferred Sales Charge option and Low Load Sales Charge option will be closed to new accounts; and 4) units of the fund will be ineligible for reduced management fees, but will be deemed eligible for the calculation to determine the market value of eligible securities in the Private Client program.

The mutual fund is an alternative mutual fund. It is permitted to invest in asset classes or use investment strategies that are not permitted for other types of mutual funds. The specific strategies that differentiate this fund from other types of mutual funds include: increased ability to use derivatives for hedging and non-hedging purposes; increased ability to sell securities short; and the ability to borrow cash to use for investment purposes. While these strategies will be used in accordance with the fund's investment objectives and strategies, during certain market conditions they may accelerate the pace at which your investment decreases in value.

**Quick facts**

<b>Fund code(s):</b>	ISC: SUN1110 DSC: SUN1210 LL: SUN1310	<b>Fund manager:</b>	Sun Life Global Investments (Canada) Inc.
<b>Date series started:</b>	(Series A) June 6, 2016	<b>Portfolio manager:</b>	Sun Life Global Investments (Canada) Inc.
<b>Total value of the fund on September 30, 2019:</b>	\$72.9 million	<b>Sub-advisor(s):</b>	Wellington Management Canada ULC
<b>Management expense ratio (MER):</b>	2.59%	<b>Distributions:</b>	Income: Monthly, on or about, last business or trading day. Capital gains: Annually, December.
		<b>Minimum investment:</b>	\$500 initial, \$50 additional

**What does the fund invest in?**

The Fund's investment objective is to seek long-term capital appreciation and income by investing primarily in a diversified portfolio of global fixed income securities. The Fund may use derivatives to gain exposure to its portfolio and may engage in cash borrowing and short selling.

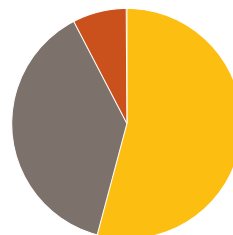
The Fund is an alternative mutual fund which has the ability to use leverage up to 300% of the Fund's net asset value. The sources of leverage are short sales on holdings; cash borrowed for investment purposes and the notional value of the Fund's derivatives positions, excluding any derivatives used for hedging purposes.

The charts below give you a snapshot of the fund's investments on September 30, 2019. The fund's investments will change.

**Top 10 investments (September 30, 2019)**

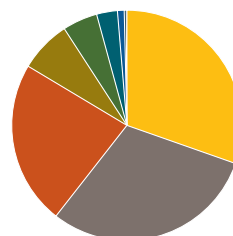
1. United States Treasury Inflation Indexed Bonds, 0.67%, Jan 15, 2026	5.7%
2. Canadian Government Bond, 2.25%, Mar 01, 2024	5.6%
3. iShares JP Morgan USD Emerging Markets Bond ETF	5.2%
4. Japan Government CPI Linked Bond, 0.10%, Mar 10, 2029	4.7%
5. FNCI, 2.50%, Sep 01, 2034	4.1%
6. United States Treasury Inflation Indexed Bonds, 0.65%, Apr 15, 2023	3.8%
7. Deutsche Bundesrepublik Inflation Linked Bond, 0.11%, Apr 15, 2026	3.4%
8. United States Treasury Inflation Indexed Bonds, 0.51%, Apr 15, 2024	3.1%
9. Deutsche Bundesrepublik Inflation Linked Bond, 0.53%, Apr 15, 2030	2.9%
10. Russian Federal Inflation Linked Bond, 2.67%, Feb 02, 2028	2.8%
<b>Total percentage of top 10 investments</b>	<b>41.3%</b>
<b>Total number of investments</b>	<b>170</b>

**Investment mix (September 30, 2019)**



**Asset mix**

- 57.4% U.S. Fixed Income
- 40.5% International Fixed Income
- 8.0% Canadian Fixed Income
- 0.1% International Equities
- 6.0% Cash and Cash Equivalents



**Sector allocation**

- 32.2% International Government Bond
- 32.0% U.S. Corporate Bond
- 24.4% U.S. Government Bond
- 7.7% Canadian Federal Government Bond
- 5.2% Exchange-Traded Funds - Emerging Markets Bond
- 3.1% International Corporate Bond
- 1.0% Exchange-Traded Funds - U.S. Fixed Income
- 0.3% Canadian Corporate Bond
- 0.1% Industrials
- 6.0% Cash and Cash Equivalents

**How risky is it?**

The value of the fund can go down as well as up. You could lose money.

One way to gauge risk is to look at how much a fund's returns change over time. This is called "volatility".

In general, funds with higher volatility will have returns that change more over time. They typically have a greater chance of losing money and may have a greater chance of higher returns. Funds with lower volatility tend to have returns that change less over time. They typically have lower returns and may have a lower chance of losing money.

**Risk rating**

Sun Life Global Investments (Canada) Inc. has rated the volatility of this fund as **Low**.

This rating is based on how much the fund's returns have changed from year to year. It doesn't tell you how volatile the fund will be in the future. The rating can change over time. A fund with a low risk rating can still lose money.



For more information about the risk rating and specific risks that can affect the fund's returns, see the "What are the general risks of investing in a mutual fund" section of the fund's simplified prospectus.

**No guarantees**


Like most mutual funds, this fund does not have any guarantees. You may not get back the amount of money you invest.

**How has the fund performed?**

This section tells you how Series A units of the fund have performed over the past 2 calendar years. Returns are after expenses have been deducted. These expenses reduce the series' returns.

**Year-by-year returns**

This chart shows how Series A units of the fund have performed in each of the past 2 calendar years. The series dropped in value in 2 of the 2 years shown. The range of returns and change from year to year can help you assess how risky the fund has been in the past. It does not tell you how the fund will perform in the future.



**Best and worst 3-month returns**

This table shows the best and worst returns for Series A units of the fund in a 3-month period over the past 2 years. The best and worst 3-month returns could be higher or lower in the future. Consider how much of a loss you could afford to take in a short period of time.

	Return	3 months ending	If you invest \$1,000 at the beginning of the period
Best return	4.4	March 31, 2019	Your investment would rise to \$1,044
Worst return	-5.9	December 31, 2018	Your investment would drop to \$941

**Average return**

As at September 30, 2019, a person who invested \$1,000 in Series A units of the fund since inception now has \$962. This works out to an annual compound return of -1.2%.

**Who is this fund for?**

**Investors who:**

- Seek capital appreciation and income.
- Seek diversification through a broad range of asset types, geographies, credit tiers, and time horizons.
- Are medium to long term investors.
- Are comfortable with low investment risk.

Do not invest in this fund unless you are willing to accept the potential loss of a portion of your investment or if you have a short-term investment horizon.

**A word about tax**

In general, you will have to pay income tax on any money you make on a fund. How much you pay depends on the tax laws where you live and whether or not you hold the fund in a registered plan, such as a Registered Retirement Savings Plan or a Tax-Free Savings Account.

Keep in mind that if you hold your fund in a non-registered account, fund distributions are included in your taxable income, whether you get them in cash or have them reinvested.

**How much does it cost?**

The following tables show the fees and expenses you could pay to buy, own and sell Series A units of the fund. The fees and expenses - including any commissions - can vary among series of a fund and among funds. Higher commissions can influence representatives to recommend one investment over another. Ask about other series, funds and investments that may be suitable for you at a lower cost.

**I. Sales charges**

You have to choose a sales charge option when you buy units of this series of the fund. Ask about the pros and cons of each option.

Sales charge option	What you pay		How it works
	in percent (%)	in dollars (\$)	
<b>Front end sales charge</b>	0 to 5.0% of the purchase price of the units you buy	You will pay a fee of \$0 to \$50 on every \$1,000 you invest.	<ul style="list-style-type: none"> <li>You and your representative negotiate the fee, which may be up to 5.0% of the cost of the units, and you pay this fee to your representative's firm when you buy the units.</li> </ul>
<b>Deferred sales charge</b>	If you redeem during: Year 1            5.5% Year 2            5.0% Year 3            5.0% Year 4            4.0% Year 5            4.0% Year 6            3.0% Year 7            2.0% After year 7      nil	When you redeem, you will pay a fee of \$0-\$55 on every \$1,000 of the original cost of your investment.	<ul style="list-style-type: none"> <li>When you buy the fund, Sun Life Global Investments (Canada) Inc. will pay your representative's firm up to 5.0% of your purchase amount.</li> <li>This deferred sales charge is a set rate. It is deducted from the amount you sell.</li> <li>You do not pay a fee when you buy the units. However, if you redeem the units within seven years of buying them, you will pay a redemption fee that starts at 5.5% of the original cost of the units and declines over time.</li> <li>Each year you can generally redeem up to 10.0% of the units you held on December 31 of the previous year plus up to 10.0% of the units you bought during the current year, at no charge.</li> <li>You may pay a sales charge to your representative's firm if you switch units purchased under the deferred sales charge option to the front end sales charge option, or your representative's firm may charge you a switch fee.</li> </ul>
<b>Low load sales charge</b>	If you redeem during: Year 1            2.5% (3.0% prior to March 29, 2018) Year 2            2.0% (2.5% prior to March 29, 2018) Year 3            2.0% After year 3      nil	When you redeem, you will pay a fee of \$0-\$25 (\$30 prior to March 29, 2018) on every \$1,000 of the original cost of your investment.	<ul style="list-style-type: none"> <li>When you buy the fund, Sun Life Global Investments (Canada) Inc. will pay your representative's firm up to 2.5% of your purchase amount.</li> <li>This low load sales charge is a set rate. It is deducted from the amount you sell.</li> <li>You do not pay a fee when you buy the units. However, if you redeem the units within three years of buying them, you will pay a redemption fee that starts at 2.5% of the original cost (3.0% prior to March 29, 2018) of the units and declines over time.</li> <li>Each year you can generally redeem up to 10.0% of the units you held on December 31 of the previous year plus up to 10.0% of the units you bought during the current year, at no charge.</li> <li>You may pay a sales charge to your representative's firm if you switch units purchased under the low load sales charge option to the front end sales charge option, or your representative's firm may charge you a switch fee.</li> </ul>

## 2. Fund expenses

You don't pay these expenses directly. They affect you because they reduce the fund's returns.

As of June 30, 2019, the series' expenses were 2.75% of its value. This equals approximately \$28 for every \$1,000 invested.

	Annual rate (as a % of the series value)
<b>Management expense ratio (MER)</b> This is the total of the fund's management fee (including the trailing commission), administration fee and fund costs.	2.59%
<b>Trading expense ratio (TER)</b> These are the fund's trading costs.	0.16%
<b>Fund expenses</b>	<b>2.75%</b>

### More about the trailing commission

The trailing commission is an ongoing commission. It is paid for as long as you own your fund. It is for the services and/or advice that your representative and/or their firm provide to you.

Sun Life Global Investments (Canada) Inc. pays the trailing commission to your firm. It is paid from the fund's management fee and is based on the value of your investment. The rate depends on the sales charge option you choose.

- **Front end sales charge:** 0.75% of the value of your investment each year. This equals \$7.50 each year for every \$1,000 invested.
- **Deferred sales charge:** 0.375% of the value of your investment each year. This equals \$3.75 each year for every \$1,000 invested.
- **Low load sales charge:** 0.375% of the value of your investment each year. This equals \$3.75 each year for every \$1,000 invested.

## 3. Other fees

You may have to pay other fees when you buy, hold, sell or switch units of this series of the fund.

Fee	What you pay
<b>Short-term trading fee</b>	If you redeem or switch units of the fund within 30 days of purchase, Sun Life Global Investments (Canada) Inc. may charge a short-term trading fee of 2.0% of the value of the units redeemed or switched on behalf of the fund.
<b>Switch fee</b>	Your firm may charge you up to 2.0% of the value of units that you switch to another fund.
<b>NSF fee</b>	Sun Life Global Investments (Canada) Inc. will charge you an NSF fee (\$30 for each returned item) should any cheque or purchase order be returned because of insufficient funds in your account.
<b>Courier or wire transfer fee</b>	If you request that redemption proceeds be forwarded to you by courier or wire transfer, Sun Life Global Investments (Canada) Inc. may charge you for any costs incurred by Sun Life Global Investments (Canada) Inc. in connection with such delivery method.

### What if I change my mind?

Under securities law in some provinces and territories, you have the right to:

- Withdraw from an agreement to buy mutual funds within two business days after you receive a simplified prospectus or Fund Facts documents, or
- Cancel your purchase within 48 hours after you receive confirmation of the purchase.

In some provinces and territories, you also have the right to cancel a purchase, or in some jurisdictions, claim damages, if the simplified prospectus, annual information form, Fund Facts document or financial statements contain a misrepresentation. You must act within the time limit set by the securities law in your province or territory.

For more information, see the securities law of your province or territory or ask a lawyer.

### For more information

Contact the manager, Sun Life Global Investments (Canada) Inc., or your representative for a copy of the fund's simplified prospectus and other disclosure documents. These documents and the Fund Facts make up the fund's legal documents.

Sun Life Global Investments (Canada) Inc.  
1 York Street  
Toronto, Ontario M5J 0B6

Toll Free: 1-877-344-1434  
Email: [info@sunlifeglobalinvestments.com](mailto:info@sunlifeglobalinvestments.com)  
Website: [www.sunlifeglobalinvestments.com](http://www.sunlifeglobalinvestments.com)

To learn more about investing in mutual funds, see the brochure **Understanding mutual funds**, which is available on the website of the Canadian Securities Administrators at [www.securities-administrators.ca](http://www.securities-administrators.ca)