

This document contains key information you should know about Sun Life Money Market Fund - Series A. You can find more details in the fund's simplified prospectus. Ask your representative for a copy, contact the manager, SLGI Asset Management Inc., at 1-877-344-1434 or info@sunlifeglobalinvestments.com, or visit [www.sunlifeglobalinvestments.com](http://www.sunlifeglobalinvestments.com).

Before you invest in any fund, consider how the fund would work with your other investments and your tolerance for risk.

### Quick facts

Fund code(s):	ISC: SUN107 DSC: SUN207	Fund manager:	SLGI Asset Management Inc.
Date series started:	(Series A) October 1, 2010	Portfolio manager:	SLGI Asset Management Inc.
Total value of the fund on April 30, 2025:	\$2,763.6 million	Sub-advisor(s):	MFS Investment Management Canada Limited
Management expense ratio (MER):	0.34%	Distributions:	Income: Monthly, on or about, last business or trading day. Capital gains: Annually, December.
		Minimum investment:	\$500 initial, \$50 additional

### What does the fund invest in?

The fund's investment objective is to achieve a high level of current income while seeking to protect capital and to maintain liquidity by investing primarily in Canadian dollar-denominated money market instruments. The fund primarily invests in money market instruments of Canadian issuers, which may include short-term debt obligations of corporations, governments and floating rate notes maturing within one year. The fund may invest up to 10% of its assets in Canadian dollar-denominated money market instruments of foreign issuers.

The charts below give you a snapshot of the fund's investments on April 30, 2025. The fund's investments will change.

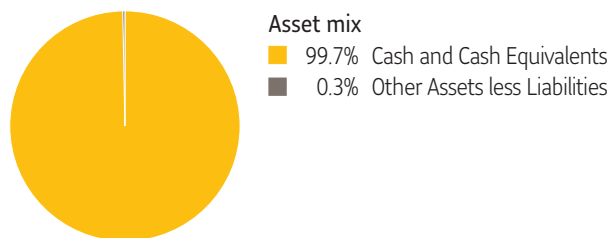
#### Top 10 investments (April 30, 2025)

1.	Canadian Treasury Bill, 2.64%, Jul 30, 2025	6.5%
2.	Canadian Treasury Bill, 2.62%, Jul 02, 2025	5.7%
3.	Canadian Treasury Bill, 2.62%, Jul 16, 2025	4.7%
4.	Canadian Treasury Bill, 2.63%, Sep 24, 2025	4.2%
5.	Canadian Treasury Bill, 2.55%, Jun 18, 2025	4.1%
6.	York Ontario Regional Municipal, 2.77%, May 16, 2025	4.0%
7.	Imperial Oil Limited, 2.68%, May 20, 2025	2.2%
8.	Canadian Treasury Bill, 2.84%, Jun 04, 2025	2.0%
9.	Province of Alberta, 2.76%, Jun 03, 2025	2.0%
10.	Province of Manitoba, 2.60%, Jul 02, 2025	1.9%

Total percentage of top 10 investments 37.3%

Total number of investments 81

#### Investment mix (April 30, 2025)



### How risky is it?

The value of the fund can go down as well as up. You could lose money.

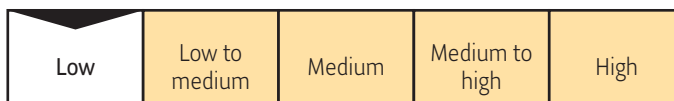
One way to gauge risk is to look at how much a fund's returns change over time. This is called "volatility".

In general, funds with higher volatility will have returns that change more over time. They typically have a greater chance of losing money and may have a greater chance of higher returns. Funds with lower volatility tend to have returns that change less over time. They typically have lower returns and may have a lower chance of losing money.

#### Risk rating

SLGI Asset Management Inc. has rated the volatility of this fund as **Low**.

This rating is based on how much the fund's returns have changed from year to year. It doesn't tell you how volatile the fund will be in the future. The rating can change over time. A fund with a low risk rating can still lose money.



For more information about the risk rating and specific risks that can affect the fund's returns, see the "What are the general risks of investing in a mutual fund?" section of the fund's simplified prospectus.

#### No guarantees

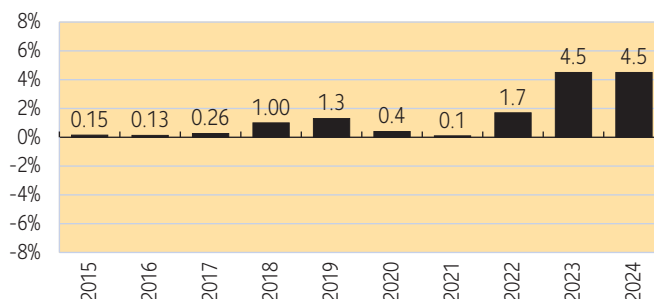
Like most mutual funds, this fund does not have any guarantees. You may not get back the amount of money you invest.

### How has the fund performed?

This section tells you how Series A securities of the fund have performed over the past 10 calendar years. Returns are after expenses have been deducted. These expenses reduce the series' returns.

### Year-by-year returns

This chart shows how Series A securities of the fund have performed in each of the past 10 calendar years. The series did not drop in value in the last 10 years shown. The range of returns and change from year to year can help you assess how risky the fund has been in the past. It does not tell you how the fund will perform in the future.



### Best and worst 3-month returns

This table shows the best and worst returns for Series A securities of the fund in a 3-month period over the past 10 calendar years. The best and worst 3-month returns could be higher or lower in the future. Consider how much of a loss you could afford to take in a short period of time.

	Return	3 months ending	If you invest \$1,000 at the beginning of the period
Best return	1.2%	January 31, 2024	Your investment would rise to \$1,012
Worst return	0.0%	October 31, 2015	Your investment would rise to \$1,000

### Average return

As at April 30, 2025, a person who invested \$1,000 in Series A securities of the fund 10 calendar years ago has \$1,159. This works out to an annual compound return of 1.5%.

### Who is this fund for?

#### Investors who:

- Are conservative and income-oriented.
- Have a shorter investment time horizon.
- Are comfortable with low investment risk.

Do not invest in this fund if you have a longer term investment horizon, a higher risk tolerance or are seeking capital appreciation from your investment.

### A word about tax

In general, you will have to pay income tax on any money you make on a fund. How much you pay depends on the tax laws where you live and whether or not you hold the fund in a registered plan, such as a Registered Retirement Savings Plan or a Tax-Free Savings Account.

Keep in mind that if you hold your fund in a non-registered account, fund distributions are included in your taxable income, whether you get them in cash or have them reinvested.

### How much does it cost?

The following tables show the fees and expenses you could pay to buy, own and sell Series A securities of the fund.

The fees and expenses - including any commissions - can vary among series of a fund and among funds. Higher commissions can influence representatives to recommend one investment over another. Ask about other series, funds and investments that may be suitable for you at a lower cost.

#### 1. Sales charges

Deferred Sales Charge option is no longer available for purchase on all Series of securities. Switching from securities of a Fund previously purchased under the Deferred Sales Charge option to securities of another Fund, under the same purchase option, will continue to be permitted.

Sales charge option	What you pay		How it works
	in percent (%)	in dollars (\$)	
Front end sales charge	0.0% to 5.0% of the purchase price of the securities you buy	You will pay a fee of \$0-\$50 on every \$1,000 you invest.	<ul style="list-style-type: none"> <li>• You and your representative negotiate the fee, which may be up to 5.0% of the cost of the securities, and you pay this fee to your representative's firm when you buy the securities.</li> </ul>

Deferred sales charge	If you redeem during:	When you redeem, you will pay a fee of \$0-\$55 on every \$1,000 of the original cost of your investment.	<ul style="list-style-type: none"> <li>If you redeem the securities within seven years of buying them, you will pay a redemption fee that starts at 5.5% of the original cost of the securities and declines over time.</li> <li>This deferred sales charge is a set rate. It is deducted from the amount you redeem and paid to SLGI Asset Management Inc.</li> <li>Each year you can redeem up to 10.0% of the securities you held on December 31 of the previous year plus up to 10.0% of the securities you bought during the current year, at no charge.</li> <li>You may pay a sales charge if you switch securities purchased under the deferred sales charge option to the front end sales charge option, and / or your representative's firm may charge you a switch fee.</li> </ul>
	Year 1		
	Year 2		
	Year 3		
	Year 4		
	Year 5		
	Year 6		
	Year 7		
	After year 7	nil	

## 2. Fund expenses

You don't pay these expenses directly. They affect you because they reduce the fund's returns.

As of December 31, 2024, the series' expenses were 0.34% of its value. This equals approximately \$3 for every \$1,000 invested.

### Annual rate (as a % of the series value)

#### Management expense ratio (MER)

This is the total of the fund's management fee (including the trailing commission), administration fee and fund costs. SLGI Asset Management Inc. waived some of the fund's expenses. If it had not done so, the MER would have been higher.

0.34%

#### Trading expense ratio (TER)

These are the fund's trading costs.

0.00%

#### Fund expenses

0.34%

#### More about the trailing commission

SLGI Asset Management Inc. pays your representative's firm a trailing commission for as long as you own this series of the fund. It is for the services and/or advice your firm provides to you about the fund. Your representative's firm may pay part of the trailing commission to your representative. The trailing commission is paid out of the management fee. The rate depends on the sales charge option you choose:

- **Front end sales charge:** up to 0.1% of the value of your investment each year. This equals up to \$1.00 each year for every \$1,000 invested.
- **Deferred sales charge:** None

## 3. Other fees

You may have to pay other fees when you buy, hold, redeem or switch securities of this series of the fund.

Fee	What you pay
Switch fee	Your representative's firm may charge you up to 2.0% of the value of securities that you switch to securities of another fund.
NSF fee	SLGI Asset Management Inc. will charge you an NSF fee (\$30 for each returned item) should any cheque or purchase order be returned because of insufficient funds in your account.
Courier or wire transfer fee	If you request that redemption proceeds be forwarded to you by courier or wire transfer, SLGI Asset Management Inc. may charge you for any costs incurred by SLGI Asset Management Inc. in connection with such delivery method.

## What if I change my mind?

Under securities law in some provinces and territories, you have the right to:

- Withdraw from an agreement to buy mutual fund securities within two business days after you receive a simplified prospectus or Fund Facts documents, or
- Cancel your purchase within 48 hours after you receive confirmation of the purchase.

In some provinces and territories, you also have the right to cancel a purchase, or in some jurisdictions, claim damages, if the simplified prospectus, Fund Facts document or financial statements contain a misrepresentation. You must act within the time limit set by the securities law in your province or territory.

For more information, see the securities law of your province or territory or ask a lawyer.

## For more information

Contact the manager, SLGI Asset Management Inc., or your representative for a copy of the fund's simplified prospectus and other disclosure documents. These documents and the Fund Facts make up the fund's legal documents.

SLGI Asset Management Inc.  
 1 York Street, Suite 3300  
 Toronto, Ontario M5J 0B6

Toll Free: 1-877-344-1434

Email: [info@sunlifeglobalinvestments.com](mailto:info@sunlifeglobalinvestments.com)

Website: [www.sunlifeglobalinvestments.com](http://www.sunlifeglobalinvestments.com)

To learn more about investing in mutual funds, see the brochure **Understanding mutual funds**, which is available on the website of the Canadian Securities Administrators at [www.securities-administrators.ca](http://www.securities-administrators.ca)