

This document contains key information you should know about Sun Life Milestone 2030 Fund - Series A. You can find more details in the fund's simplified prospectus. Ask your representative for a copy, contact the manager, SLGI Asset Management Inc., at 1-877-344-1434 or info@sunlifeglobalinvestments.com or visit www.sunlifeglobalinvestments.com.

Before you invest in any fund, consider how the fund would work with your other investments and your tolerance for risk.

Effective on or about November 1, 2020, the management fee on this series will be lowered from 1.85% to 1.80%.

Quick facts

Fund code(s):	ISC: SUN110 DSC: SUN210 LL: SUN310	Fund manager:	SLGI Asset Management Inc.
Date series started:	(Series A) October 1, 2010	Portfolio manager:	SLGI Asset Management Inc.
Total value of the fund on May 31, 2020:	\$77.7 million	Sub-advisor(s):	Sun Life Assurance Company of Canada
Management expense ratio (MER):	2.28%	Distributions:	Annually, December.
		Minimum investment:	\$500 initial, \$50 additional

What does the fund invest in?


The Fund's investment objective is to seek long-term capital appreciation and to pay, on the scheduled Maturity Date, an amount per security equal to the greatest of the following three values: (i) \$10.00 per security (the net asset value per security on the start date of the Fund), (ii) the highest month-end net asset value per security during the period from the start date until the scheduled Maturity Date, or (iii) the net asset value per security on the scheduled Maturity Date of the Fund (the "Guaranteed Value"). The Fund uses an asset allocation strategy to determine the balance between the portion of the Fund's portfolio invested in zero-coupon bonds and the portion invested in the securities of Sun Life Milestone Global Equity Fund, and cash equivalents, based on the remaining time until the Fund's scheduled Maturity Date.

The charts below give you a snapshot of the fund's investments on May 31, 2020. The fund's investments will change.

Top 10 investments (May 31, 2020)

1. Sun Life Milestone Global Equity Fund, Series I	11.4%
2. Government of Canada, Coupon Strip, Jun 01, 2030	9.4%
3. Province of Ontario, Generic Coupon Strip, Jun 02, 2030	8.2%
4. Province of British Columbia, Interest Strip, Dec 18, 2029	7.8%
5. Government of Canada, Residual Strip, Jun 01, 2029	6.2%
6. Province of British Columbia, Interest Strip, Jun 18, 2029	5.7%
7. Province of British Columbia, Principal Strip, Jun 18, 2029	4.5%
8. Government of Canada, Coupon Strip, Dec 01, 2029	3.8%
9. Hydro Quebec, Interest Strip, Feb 15, 2030	3.3%
10. Government of Canada, Coupon Strip, Dec 01, 2027	3.1%
Total percentage of top 10 investments	63.4%
Total number of investments	67

Investment mix (May 31, 2020)



How risky is it?

The value of the fund can go down as well as up. You could lose money.

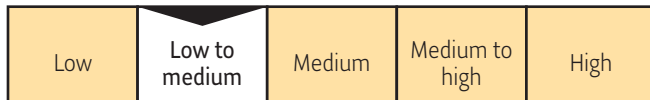
One way to gauge risk is to look at how much a fund's returns change over time. This is called "volatility".

In general, funds with higher volatility will have returns that change more over time. They typically have a greater chance of losing money and may have a greater chance of higher returns. Funds with lower volatility tend to have returns that change less over time. They typically have lower returns and may have a lower chance of losing money.

Risk rating

SLGI Asset Management Inc. has rated the volatility of this fund as **Low to medium**.

This rating is based on how much the fund's returns have changed from year to year. It doesn't tell you how volatile the fund will be in the future. The rating can change over time. A fund with a low risk rating can still lose money.



For more information about the risk rating and specific risks that can affect the fund's returns, see the "What are the general risks of investing in a mutual fund" section of the fund's simplified prospectus.

GUARANTEES

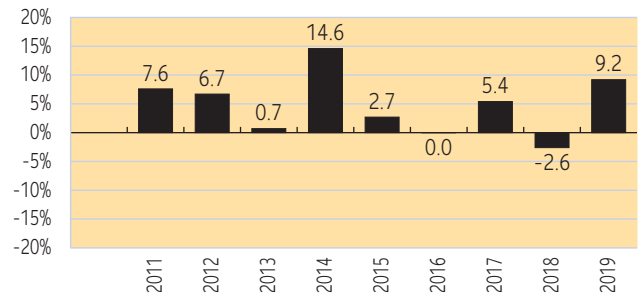
SLGI Asset Management Inc. has structured this fund to provide for a Guaranteed Value per security on June 30, 2030, the fund's Maturity Date. The Guaranteed Value is equal to the greatest of the following three values: (i) \$10.00 per security, (ii) the highest month-end net asset value (NAV) per security during the period from the start date until the scheduled Maturity Date or (iii) the NAV per security on the scheduled Maturity Date. If, on the Maturity Date, the NAV per security does not equal the Guaranteed Value, Sun Life Assurance Company of Canada, as sub-advisor of the fund, will pay the shortfall to the fund. The Guaranteed Value does not apply to any securities that are redeemed before the Maturity Date of the fund. Redemptions prior to the fund's Maturity Date will be based on the NAV of the mutual fund at the time of the redemption (less any applicable fees). Please see the fund's simplified prospectus for more information.

How has the fund performed?

This section tells you how Series A securities of the fund have performed over the past 9 calendar years. Returns are after expenses have been deducted. These expenses reduce the series' returns.

Year-by-year returns

This chart shows how Series A securities of the fund have performed in each of the past 9 calendar years. The series dropped in value in 1 of the 9 years shown. The range of returns and change from year to year can help you assess how risky the fund has been in the past. It does not tell you how the fund will perform in the future.



Best and worst 3-month returns

This table shows the best and worst returns for Series A securities of the fund in a 3-month period over the past 9 years. The best and worst 3-month returns could be higher or lower in the future. Consider how much of a loss you could afford to take in a short period of time.

	Return	3 months ending	If you invest \$1,000 at the beginning of the period
Best return	9.3	January 31, 2015	Your investment would rise to \$1,093
Worst return	-5.4	December 31, 2016	Your investment would drop to \$946

Average return

As at May 31, 2020, a person who invested \$1,000 in Series A securities of the fund since inception has \$1,633. This works out to an annual compound return of 5.2%.

Who is this fund for?

Investors who:

- Seek preservation of capital and the potential for capital appreciation over a set period of time until the scheduled Maturity Date.
- Are planning to invest for a period of time consistent with the Fund's scheduled Maturity Date.
- Are comfortable with low to medium investment risk.

Do not invest in this fund if you have an investment horizon that is not in line with the fund's Maturity Date or if you are not seeking to preserve capital over the specified time until the Maturity Date of the fund.

A word about tax

In general, you will have to pay income tax on any money you make on a fund. How much you pay depends on the tax laws where you live and whether or not you hold the fund in a registered plan, such as a Registered Retirement Savings Plan or a Tax-Free Savings Account.

Keep in mind that if you hold your fund in a non-registered account, fund distributions are included in your taxable income, whether you get them in cash or have them reinvested.

How much does it cost?

The following tables show the fees and expenses you could pay to buy, own and sell Series A securities of the fund.

The fees and expenses - including any commissions - can vary among series of a fund and among funds. Higher commissions can influence representatives to recommend one investment over another. Ask about other series, funds and investments that may be suitable for you at a lower cost.

1. Sales charges

You have to choose a sales charge option when you buy securities of this series of the fund. Ask about the pros and cons of each option.

Sales charge option	What you pay		How it works
	in percent (%)	in dollars (\$)	
Front end sales charge	0.0% to 5.0% of the purchase price of the securities you buy	You will pay a fee of \$0 to \$50 on every \$1,000 you invest.	<ul style="list-style-type: none"> You and your representative negotiate the fee, which may be up to 5.0% of the cost of the securities, and you pay this fee to your representative's firm when you buy the securities.
Deferred sales charge	If you redeem during: Year 1 5.5% Year 2 5.0% Year 3 5.0% Year 4 4.0% Year 5 4.0% Year 6 3.0% Year 7 2.0% After year 7 nil	When you redeem, you will pay a fee of \$0-\$55 on every \$1,000 of the original cost of your investment.	<ul style="list-style-type: none"> When you buy securities of the fund, SLGI Asset Management Inc. will pay your representative's firm up to 5.0% of your purchase amount. This deferred sales charge is a set rate. It is deducted from the amount you redeem. You do not pay a fee when you buy the securities. However, if you redeem the securities within seven years of buying them, you will pay a redemption fee that starts at 5.5% of the original cost of the securities and declines over time. Each year you can generally redeem up to 10.0% of the securities you held on December 31 of the previous year plus up to 10.0% of the securities you bought during the current year, at no charge. You may pay a sales charge to your representative's firm if you switch securities purchased under the deferred sales charge option to the front end sales charge option, and / or your representative's firm may charge you a switch fee.
Low load sales charge	If you redeem during: Year 1 2.5% Year 2 2.0% Year 3 2.0% After year 3 nil	When you redeem, you will pay a fee of \$0-\$25 on every \$1,000 of the original cost of your investment.	<ul style="list-style-type: none"> When you buy securities of the fund, SLGI Asset Management Inc. will pay your representative's firm up to 2.5% of your purchase amount. This low load sales charge is a set rate. It is deducted from the amount you redeem. You do not pay a fee when you buy the securities. However, if you redeem the securities within three years of buying them, you will pay a redemption fee that starts at 2.5% of the original cost of the securities and declines over time. Each year you can generally redeem up to 10.0% of the securities you held on December 31 of the previous year plus up to 10.0% of the securities you bought during the current year, at no charge. You may pay a sales charge to your representative's firm if you switch securities purchased under the low load sales charge option to the front end sales charge option, and / or your representative's firm may charge you a switch fee.

2. Fund expenses

You don't pay these expenses directly. They affect you because they reduce the fund's returns.

As of December 31, 2019, the series' expenses were 2.28% of its value. This equals approximately \$23 for every \$1,000 invested.

	Annual rate (as a % of the series value)
Management expense ratio (MER) This is the total of the fund's management fee, administration fee and fund costs.	2.28%
Trading expense ratio (TER) These are the fund's trading costs.	0.00%
Fund expenses	2.28%

More about the trailing commission

SLGI Asset Management Inc. pays your firm a trailing commission for as long as you own this series of the fund. It is for the services and/or advice your firm provides to you about the fund. Your representative's firm may pay part of the trailing commission to your representative. The trailing commission is paid out of the management fee. The rate depends on the sales charge option you choose and the number of years remaining until the fund's maturity.

Sales charge option	Years remaining to maturity	Trailing Commission
Front end sales charge	More than 5	1.0% of the value of your investment. This equals \$10.00 for every \$1,000 invested.
	5 to more than 1	0.5% of the value of your investment. This equals \$5.00 for every \$1,000 invested.
	Less than 1	0.25% of the value of your investment. This equals \$2.50 for every \$1,000 invested.
Deferred sales charge	More than 5	0.5% of the value of your investment. This equals \$5.00 for every \$1,000 invested.
	5 to more than 1	0.25% of the value of your investment. This equals \$2.50 for every \$1,000 invested.
	Less than 1	0.125% of the value of your investment. This equals \$1.25 for every \$1,000 invested.
Low load sales charge	More than 5	0.5% of the value of your investment. This equals \$5.00 for every \$1,000 invested.
	5 to more than 1	0.25% of the value of your investment. This equals \$2.50 for every \$1,000 invested.
	Less than 1	0.125% of the value of your investment. This equals \$1.25 for every \$1,000 invested.

3. Other fees

You may have to pay other fees when you buy, hold, redeem or switch securities of this series of the fund.

Fee	What you pay
Short-term or excessive trading fee	If you redeem or switch securities of the fund within 30 days of purchase, SLGI Asset Management Inc. may charge a short-term or excessive trading fee of 2.0% of the value of the securities redeemed or switched on behalf of the fund.
Large redemption penalties	If you have been notified that you are a large investor and you wish to redeem or switch out an amount equal to: (a) \$5,000,000 or more, if the Fund's total net assets are less than \$100,000,000 and the Fund has been available for sale for at least two (2) years; or (b) more than 5% of the Fund's total net assets, if the Fund's total net assets are greater than or equal to \$100,000,000 (either is considered a "Large Redemption"), you will pay 1% of the NAV of the securities redeemed or switched if you do not provide the required five (5) business days' notice prior to completing the transaction. If the Large Redemption would be subject to both a large redemption penalty and a short-term or excessive trading fee, only the short-term or excessive trading fee will apply.
Switch fee	Your firm may charge you up to 2.0% of the value of securities that you switch to securities of another fund.
NSF fee	SLGI Asset Management Inc. will charge you an NSF fee (\$30 for each returned item) should any cheque or purchase order be returned because of insufficient funds in your account.
Courier or wire transfer fee	If you request that redemption proceeds be forwarded to you by courier or wire transfer, SLGI Asset Management Inc. may charge you for any costs incurred by SLGI Asset Management Inc. in connection with such delivery method.

What if I change my mind?

Under securities law in some provinces and territories, you have the right to:

- Withdraw from an agreement to buy mutual funds within two business days after you receive a simplified prospectus or Fund Facts documents, or
- Cancel your purchase within 48 hours after you receive confirmation of the purchase.

In some provinces and territories, you also have the right to cancel a purchase, or in some jurisdictions, claim damages, if the simplified prospectus, annual information form, Fund Facts document or financial statements contain a misrepresentation. You must act within the time limit set by the securities law in your province or territory.

For more information, see the securities law of your province or territory or ask a lawyer.

For more information

Contact the manager, SLGI Asset Management Inc., or your representative for a copy of the fund's simplified prospectus and other disclosure documents. These documents and the Fund Facts make up the fund's legal documents.

SLGI Asset Management Inc.
1 York Street
Toronto, Ontario M5J 0B6

Toll Free: 1-877-344-1434
Email: info@sunlifeglobalinvestments.com
Website: www.sunlifeglobalinvestments.com

To learn more about investing in mutual funds, see the brochure **Understanding mutual funds**, which is available on the website of the Canadian Securities Administrators at www.securities-administrators.ca