

This document contains key information you should know about Sun Life MFS Low Volatility International Equity Fund - Series I. You can find more details in the fund's simplified prospectus. Ask your representative for a copy, contact the manager, SLGI Asset Management Inc., at 1-877-344-1434 or info@sunlifeglobalinvestments.com or visit www.sunlifeglobalinvestments.com.

Before you invest in any fund, consider how the fund would work with your other investments and your tolerance for risk.

**Quick facts**

<b>Fund code(s):</b>	SUN1506	<b>Fund manager:</b>	SLGI Asset Management Inc.
<b>Date series started:</b>	(Series I) February 11, 2016	<b>Portfolio manager:</b>	SLGI Asset Management Inc.
<b>Total value of the fund on May 31, 2020:</b>	\$7.2 million	<b>Sub-advisor(s):</b>	MFS Investment Management Canada Limited; MFS Institutional Advisors, Inc.
<b>Management expense ratio (MER):</b>	0.06%	<b>Distributions:</b>	Income and Capital gains: Annually, December.
		<b>Minimum investment:</b>	Negotiable

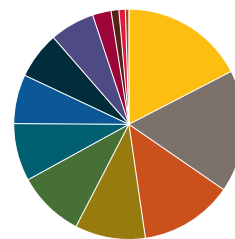
**What does the fund invest in?**

The Fund's investment objective is to seek long-term capital appreciation with low volatility by investing primarily in a diversified portfolio of equity securities of issuers outside Canada and the United States or indirectly by investing in mutual funds (including exchange-traded funds) that primarily invest in such securities. The Fund may invest in companies it believes to have above average earnings growth potential (growth companies), in stocks of companies it believes are undervalued (value companies), or in a combination of growth and value companies. The Fund may invest in companies of any size around the world including emerging markets and may invest up to 100% of the Fund's assets in foreign securities.

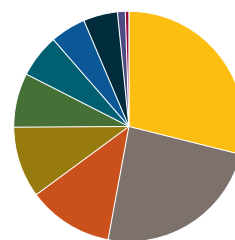
The charts below give you a snapshot of the fund's investments on May 31, 2020. The fund's investments will change.

**Top 10 investments (May 31, 2020)**

1. Roche Holding AG	4.0%
2. Novo Nordisk A/S	3.4%
3. Novartis AG	3.2%
4. Nestle SA	3.1%
5. KDDI Corp.	3.0%
6. Experian PLC	2.7%
7. DBS Group Holdings Ltd.	2.6%
8. Japan Tobacco Inc.	2.5%
9. Terumo Corp.	2.5%
10. Reckitt Benckiser Group PLC	2.5%
<b>Total percentage of top 10 investments</b>	<b>29.5%</b>
<b>Total number of investments</b>	<b>89</b>

**Investment mix (May 31, 2020)**

**Sector allocation**

17.4%	Consumer Staples
17.2%	Health Care
13.1%	Financials
9.9%	Industrials
9.4%	Communication Services
8.1%	Utilities
6.9%	Consumer Discretionary
6.6%	Information Technology
6.3%	Real Estate
2.6%	Materials
1.1%	Cash and Cash Equivalents
0.9%	Energy
0.5%	Other Assets less Liabilities


**Geographic allocation**

28.9%	Japan
24.0%	Other
12.0%	Switzerland
10.0%	United Kingdom
7.6%	France
6.1%	Australia
5.0%	Singapore
4.8%	Germany
1.1%	Cash and Cash Equivalents
0.5%	Other Assets less Liabilities

**How risky is it?**

The value of the fund can go down as well as up. You could lose money.

One way to gauge risk is to look at how much a fund's returns change over time. This is called "volatility".

In general, funds with higher volatility will have returns that change more over time. They typically have a greater chance of losing money and may have a greater chance of higher returns. Funds with lower volatility tend to have returns that change less over time. They typically have lower returns and may have a lower chance of losing money.

**Risk rating**

SLGI Asset Management Inc. has rated the volatility of this fund as **Medium**.

Because this is a new fund, the risk rating is only an estimate by SLGI Asset Management Inc. Generally, the rating is based on how much the fund's returns have changed from year to year. It doesn't tell you how volatile the fund will be in the future. The rating can change over time. A fund with a low risk rating can still lose money.



For more information about the risk rating and specific risks that can affect the fund's returns, see the "What are the general risks of investing in a mutual fund" section of the fund's simplified prospectus.

**No guarantees**

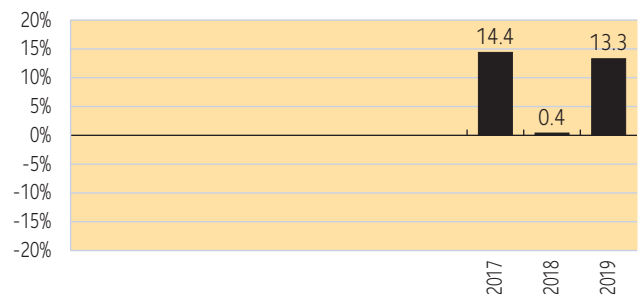
Like most mutual funds, this fund does not have any guarantees. You may not get back the amount of money you invest.

**How has the fund performed?**

This section tells you how Series I securities of the fund have performed over the past 3 calendar years. Returns are after expenses have been deducted. These expenses reduce the series' returns.

**Year-by-year returns**

This chart shows how Series I securities of the fund have performed in each of the past 3 calendar years. The series did not drop in value in the last 3 years shown. The range of returns and change from year to year can help you assess how risky the fund has been in the past. It does not tell you how the fund will perform in the future.



**Best and worst 3-month returns**

This table shows the best and worst returns for Series I securities of the fund in a 3-month period over the past 3 years. The best and worst 3-month returns could be higher or lower in the future. Consider how much of a loss you could afford to take in a short period of time.

	Return	3 months ending	If you invest \$1,000 at the beginning of the period
Best return	13.3	May 31, 2017	Your investment would rise to \$1,133
Worst return	-6.6	October 31, 2018	Your investment would drop to \$934

**Average return**

As at May 31, 2020, a person who invested \$1,000 in Series I securities of the fund since inception has \$1,255. This works out to an annual compound return of 5.4%.

**Who is this fund for?**

**Investors who:**

- Seek to add international geographic diversification with less volatility compared to the Fund's benchmark (the MSCI EAFE Index C\$).
- Are long-term investors.
- Are comfortable with medium investment risk.

Do not invest in this fund unless you are willing to accept the potential loss of a portion of your investment or if you have a short-term investment horizon.

**A word about tax**

In general, you will have to pay income tax on any money you make on a fund. How much you pay depends on the tax laws where you live and whether or not you hold the fund in a registered plan, such as a Registered Retirement Savings Plan or a Tax-Free Savings Account.

Keep in mind that if you hold your fund in a non-registered account, fund distributions are included in your taxable income, whether you get them in cash or have them reinvested.

**How much does it cost?**

The following tables show the fees and expenses you could pay to buy, own and sell Series I securities of the fund.

The fees and expenses - including any commissions - can vary among series of a fund and among funds. Higher commissions can influence representatives to recommend one investment over another. Ask about other series, funds and investments that may be suitable for you at a lower cost.

**1. Sales charges**

There are no sales charges payable to your representative's firm for this series.

## 2. Fund expenses

You don't pay these expenses directly. They affect you because they reduce the fund's returns.

As of December 31, 2019, the series' expenses were 0.16% of its value. This equals approximately \$2 for every \$1,000 invested.

	Annual rate (as a % of the series value)
<b>Management expense ratio (MER)</b> This is the total of the fund's administration fee and fund costs.	0.06%
<b>Trading expense ratio (TER)</b> These are the fund's trading costs.	0.10%
<b>Fund expenses</b>	<b>0.16%</b>

### More about the trailing commission

No Trailing Commissions are paid for this series.

## 3. Other fees

You may have to pay other fees when you buy, hold, redeem or switch securities of this series of the fund.

Fee	What you pay
<b>Management fee</b>	You negotiate and pay the management fee to SLGI Asset Management Inc. for this series of securities directly. The management fee will not exceed an annual rate of 1.50%.
<b>Short-term or excessive trading fee</b>	If you redeem or switch securities of the fund within 30 days of purchase, SLGI Asset Management Inc. may charge a short-term or excessive trading fee of 2.0% of the value of the securities redeemed or switched on behalf of the fund.
<b>NSF fee</b>	SLGI Asset Management Inc. will charge you an NSF fee (\$30 for each returned item) should any cheque or purchase order be returned because of insufficient funds in your account.
<b>Courier or wire transfer fee</b>	If you request that redemption proceeds be forwarded to you by courier or wire transfer, SLGI Asset Management Inc. may charge you for any costs incurred by SLGI Asset Management Inc. in connection with such delivery method.

## What if I change my mind?

Under securities law in some provinces and territories, you have the right to:

- Withdraw from an agreement to buy mutual funds within two business days after you receive a simplified prospectus or Fund Facts documents, or
- Cancel your purchase within 48 hours after you receive confirmation of the purchase.

In some provinces and territories, you also have the right to cancel a purchase, or in some jurisdictions, claim damages, if the simplified prospectus, annual information form, Fund Facts document or financial statements contain a misrepresentation. You must act within the time limit set by the securities law in your province or territory.

For more information, see the securities law of your province or territory or ask a lawyer.

## For more information

Contact the manager, SLGI Asset Management Inc., or your representative for a copy of the fund's simplified prospectus and other disclosure documents. These documents and the Fund Facts make up the fund's legal documents.

SLGI Asset Management Inc.  
1 York Street  
Toronto, Ontario M5J 0B6

Toll Free: 1-877-344-1434

Email: [info@sunlifeglobalinvestments.com](mailto:info@sunlifeglobalinvestments.com)

Website: [www.sunlifeglobalinvestments.com](http://www.sunlifeglobalinvestments.com)

To learn more about investing in mutual funds, see the brochure **Understanding mutual funds**, which is available on the website of the Canadian Securities Administrators at [www.securities-administrators.ca](http://www.securities-administrators.ca)