

This document contains key information you should know about Sun Life Global Dividend Private Pool - Series F. You can find more details in the fund's simplified prospectus. Ask your representative for a copy, contact the manager, SLGI Asset Management Inc., at 1-877-344-1434 or info@sunlifeglobalinvestments.com or visit [www.sunlifeglobalinvestments.com](http://www.sunlifeglobalinvestments.com).

Before you invest in any fund, consider how the fund would work with your other investments and your tolerance for risk.

**Quick facts**

<b>Fund code(s):</b>	SUN 465	<b>Fund manager:</b>	SLGI Asset Management Inc.
<b>Date series started:</b>	(Series F) February 26, 2020	<b>Portfolio manager:</b>	SLGI Asset Management Inc.
<b>Total value of the fund on May 31, 2020:</b>	\$4.3 million	<b>Sub-advisor(s):</b>	KBI Global Investors (North America) Ltd.
<b>Management expense ratio (MER):</b>	n/a - new fund	<b>Distributions:</b>	Income: Monthly, on or about, last business or trading day. Capital gains: Annually, December.
		<b>Minimum investment:</b>	\$500 initial, \$50 additional

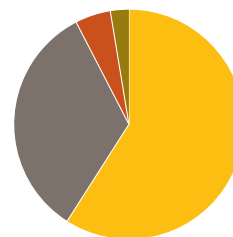
**What does the fund invest in?**

The Fund's investment objective is to achieve a blend of dividend income and capital appreciation by primarily investing in a diversified portfolio of dividend paying equity securities of issuers located around the world or indirectly by investing in mutual funds (including exchange-traded funds) that invest in such securities. The Fund may invest a relatively large percentage of the Fund's assets in securities of issuers in a single country, a small number of countries, or a particular geographic region; may invest in securities of issuers located anywhere in the world, including those in emerging markets; and may invest in securities of companies of any size.

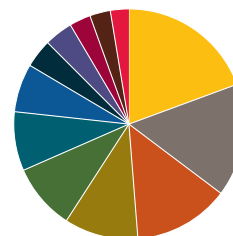
The charts below give you a snapshot of the fund's investments on May 31, 2020. The fund's investments will change.

**Top 10 investments (May 31, 2020)**

1. Microsoft Corp.	4.9%
2. Cash and Cash Equivalents	2.6%
3. Abbvie Inc.	2.3%
4. Gilead Sciences Inc.	2.0%
5. Cummins Inc.	2.0%
6. Best Buy Co., Inc.	1.9%
7. AmerisourceBergen Corp.	1.9%
8. Canadian Imperial Bank of Commerce	1.7%
9. Valero Energy Corp.	1.6%
10. Omnicom Group Inc.	1.6%
<b>Total percentage of top 10 investments</b>	<b>22.5%</b>
<b>Total number of investments</b>	<b>184</b>

**Investment mix (May 31, 2020)**

**Asset mix**

<span style="color: yellow;">■</span>	59.1% U.S. Equities
<span style="color: grey;">■</span>	33.4% International Equities
<span style="color: orange;">■</span>	5.0% Canadian Equities
<span style="color: olive;">■</span>	2.6% Cash and Cash Equivalents
<span style="color: green;">■</span>	-0.1% Other Assets less Liabilities


**Sector allocation**

<span style="color: yellow;">■</span>	19.4% Information Technology
<span style="color: grey;">■</span>	15.9% Health Care
<span style="color: orange;">■</span>	13.5% Financials
<span style="color: olive;">■</span>	10.4% Industrials
<span style="color: green;">■</span>	9.3% Communication Services
<span style="color: teal;">■</span>	8.3% Consumer Staples
<span style="color: blue;">■</span>	6.8% Consumer Discretionary
<span style="color: darkblue;">■</span>	4.0% Energy
<span style="color: purple;">■</span>	4.0% Materials
<span style="color: magenta;">■</span>	3.0% Real Estate
<span style="color: brown;">■</span>	2.9% Utilities
<span style="color: red;">■</span>	2.6% Cash and Cash Equivalents
<span style="color: orange;">■</span>	-0.1% Other Assets less Liabilities

**How risky is it?**

The value of the fund can go down as well as up. You could lose money.

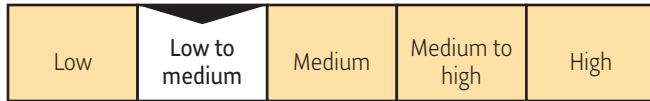
One way to gauge risk is to look at how much a fund's returns change over time. This is called "volatility".

In general, funds with higher volatility will have returns that change more over time. They typically have a greater chance of losing money and may have a greater chance of higher returns. Funds with lower volatility tend to have returns that change less over time. They typically have lower returns and may have a lower chance of losing money.

**Risk rating**

SLGI Asset Management Inc. has rated the volatility of this fund as **Low to medium**.

Because this is a new fund, the risk rating is only an estimate by SLGI Asset Management Inc. Generally, the rating is based on how much the fund's returns have changed from year to year. It doesn't tell you how volatile the fund will be in the future. The rating can change over time. A fund with a low risk rating can still lose money.



For more information about the risk rating and specific risks that can affect the fund's returns, see the "What are the general risks of investing in a mutual fund" section of the fund's simplified prospectus.

**No guarantees**

Like most mutual funds, this fund does not have any guarantees. You may not get back the amount of money you invest.

**How has the fund performed?**

This section tells you how Series F securities of the fund have performed since inception. Returns are after expenses have been deducted. These expenses reduce the series' returns.

**Year-by-year returns**

This information is not available because the fund is new.

**Best and worst 3-month returns**

This information is not available because the fund is new.

**Average return**

This information is not available because the fund is new.

**Who is this fund for?**

**Investors who:**

- Seek dividend income and capital appreciation.
- Are long-term investors.
- Are comfortable with low to medium investment risk.

Do not invest in this fund unless you are willing to accept the potential loss of a portion of your investment or if you have a short-term investment horizon.

**A word about tax**

In general, you will have to pay income tax on any money you make on a fund. How much you pay depends on the tax laws where you live and whether or not you hold the fund in a registered plan, such as a Registered Retirement Savings Plan or a Tax-Free Savings Account.

Keep in mind that if you hold your fund in a non-registered account, fund distributions are included in your taxable income, whether you get them in cash or have them reinvested.

**How much does it cost?**

The following tables show the fees and expenses you could pay to buy, own and sell Series F securities of the fund.

The fees and expenses - including any commissions - can vary among series of a fund and among funds. Higher commissions can influence representatives to recommend one investment over another. Ask about other series, funds and investments that may be suitable for you at a lower cost.

**1. Sales charges**

There are no sales charges payable to your representative's firm for this series.

**2. Fund expenses**

You don't pay these expenses directly. They affect you because they reduce the fund's returns.

The fund's expenses are made up of the management fee, administration fee, certain operating expenses and trading costs. The series' annual management fee is 0.75% of the series value and the series' annual administration fee is 0.15% of the series value. Because this series is new, operating expenses and trading costs are not yet available.

**More about the trailing commission**

No Trailing Commissions are paid for this series.

### 3. Other fees

You may have to pay other fees when you buy, hold, redeem or switch securities of this series of the fund.

Fee	What you pay
Service fee	This series is only available to investors who have a fee-based account with their representative's firm and whose representative's firm has signed an agreement with SLGI Asset Management Inc. You pay a fee to your representative's firm for investment advice and other services.
Short-term or excessive trading fee	If you redeem or switch securities of the fund within 30 days of purchase, SLGI Asset Management Inc. may charge a short-term or excessive trading fee of 2.0% of the value of the securities redeemed or switched on behalf of the fund.
Large redemption penalties	If you have been notified that you are a large investor and you wish to redeem or switch out an amount equal to: (a) \$5,000,000 or more, if the Fund's total net assets are less than \$100,000,000 and the Fund has been available for sale for at least two (2) years; or (b) more than 5% of the Fund's total net assets, if the Fund's total net assets are greater than or equal to \$100,000,000 (either is considered a "Large Redemption"), you will pay 1% of the NAV of the securities redeemed or switched if you do not provide the required five (5) business days' notice prior to completing the transaction. If the Large Redemption would be subject to both a large redemption penalty and a short-term or excessive trading fee, only the short-term or excessive trading fee will apply.
NSF fee	SLGI Asset Management Inc. will charge you an NSF fee (\$30 for each returned item) should any cheque or purchase order be returned because of insufficient funds in your account.
Courier or wire transfer fee	If you request that redemption proceeds be forwarded to you by courier or wire transfer, SLGI Asset Management Inc. may charge you for any costs incurred by SLGI Asset Management Inc. in connection with such delivery method.

### What if I change my mind?

Under securities law in some provinces and territories, you have the right to:

- Withdraw from an agreement to buy mutual funds within two business days after you receive a simplified prospectus or Fund Facts documents, or
- Cancel your purchase within 48 hours after you receive confirmation of the purchase.

In some provinces and territories, you also have the right to cancel a purchase, or in some jurisdictions, claim damages, if the simplified prospectus, annual information form, Fund Facts document or financial statements contain a misrepresentation. You must act within the time limit set by the securities law in your province or territory.

For more information, see the securities law of your province or territory or ask a lawyer.

### For more information

Contact the manager, SLGI Asset Management Inc., or your representative for a copy of the fund's simplified prospectus and other disclosure documents. These documents and the Fund Facts make up the fund's legal documents.

SLGI Asset Management Inc.  
1 York Street  
Toronto, Ontario M5J 0B6

Toll Free: 1-877-344-1434

Email: [info@sunlifeglobalinvestments.com](mailto:info@sunlifeglobalinvestments.com)

Website: [www.sunlifeglobalinvestments.com](http://www.sunlifeglobalinvestments.com)

To learn more about investing in mutual funds, see the brochure **Understanding mutual funds**, which is available on the website of the Canadian Securities Administrators at [www.securities-administrators.ca](http://www.securities-administrators.ca)