

This document contains key information you should know about Sun Life Excel High Income Fund - Series DB. You can find more details in the fund's simplified prospectus. Ask your representative for a copy, contact the manager, SLGI Asset Management Inc., at 1-877-344-1434 or info@sunlifeglobalinvestments.com or visit www.sunlifeglobalinvestments.com.

Before you invest in any fund, consider how the fund would work with your other investments and your tolerance for risk.

Quick facts

Fund code(s):	CA\$ SUNL781	Fund manager:	SLGI Asset Management Inc.
	US\$ SUNL1300	Portfolio manager:	SLGI Asset Management Inc.
Date series started:	(Series DB) October 24, 2016	Sub-advisor(s):	Amundi Canada Inc.
Total value of the fund on May 31, 2020:	\$91.0 million	Distributions:	Income: Monthly, on or about, last business or trading day. Capital gains: Annually, December.
Management expense ratio (MER):	1.52%	Minimum investment:	\$250 initial, \$50 additional

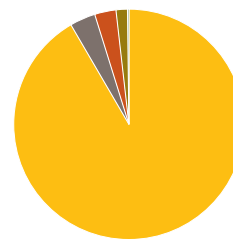
What does the fund invest in?

The Fund's investment objective is to achieve total return comprised of a combination of interest income and capital growth by investing primarily in debt securities issued by governmental and corporate issuers located in emerging market countries throughout the world. The Fund invests in debt securities that include all manner of bond issues (fixed-rate bonds, variable-rate bonds, indexed-bonds, convertible bonds, perpetual bonds and bonds with share subscription warrants), money market instruments (negotiable debt securities, treasury bills, euro commercial paper) and other interest-bearing securities, which debt securities may be of any duration.

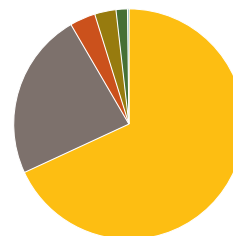
The charts below give you a snapshot of the fund's investments on May 31, 2020. The fund's investments will change.

Top 10 investments (May 31, 2020)

1. Republic of Poland Government Bond, 2.50%, Jul 25, 2026	3.7%
2. Russian Federal Bond - OFZ, 7.05%, Jan 19, 2028	3.6%
3. Petroleos Mexicanos, 7.19%, Sep 12, 2024	3.5%
4. Malaysia Government Bond, 3.90%, Nov 30, 2026	3.5%
5. Colombian TES, 7.50%, Aug 26, 2026	3.4%
6. Republic of South Africa Government Bond, 8.00%, Jan 31, 2030	3.2%
7. Thailand Government Bond, 4.88%, Jun 22, 2029	3.2%
8. Brazil Notas do Tesouro Nacional, 10.00%, Jan 01, 2027	2.7%
9. Romania Government Bond, 4.75%, Feb 24, 2025	2.3%
10. Brazil Notas do Tesouro Nacional, 10.00%, Jan 01, 2023	2.3%
Total percentage of top 10 investments	31.4%
Total number of investments	111

Investment mix (May 31, 2020)

Asset mix

91.6%	International Fixed Income
3.6%	Canadian Fixed Income
3.0%	Other Assets less Liabilities
1.6%	Cash and Cash Equivalents
0.2%	U.S. Fixed Income


Sector allocation

68.1%	International Government Bond
23.5%	International Corporate Bond
3.6%	Canadian Federal Government Bond
3.0%	Other Assets less Liabilities
1.6%	Cash and Cash Equivalents
0.2%	U.S. Corporate Bond

How risky is it?

The value of the fund can go down as well as up. You could lose money.

One way to gauge risk is to look at how much a fund's returns change over time. This is called "volatility".

In general, funds with higher volatility will have returns that change more over time. They typically have a greater chance of losing money and may have a greater chance of higher returns. Funds with lower volatility tend to have returns that change less over time. They typically have lower returns and may have a lower chance of losing money.

Risk rating

SLGI Asset Management Inc. has rated the volatility of this fund as **Low to medium**.

This rating is based on how much the fund's returns have changed from year to year. It doesn't tell you how volatile the fund will be in the future. The rating can change over time. A fund with a low risk rating can still lose money.



For more information about the risk rating and specific risks that can affect the fund's returns, see the "What are the general risks of investing in a mutual fund" section of the fund's simplified prospectus.

No guarantees

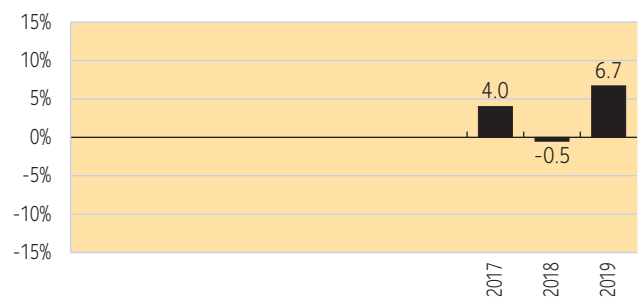
Like most mutual funds, this fund does not have any guarantees. You may not get back the amount of money you invest.

How has the fund performed?

This section tells you how Series DB securities of the fund have performed over the past 3 calendar years. Returns are after expenses have been deducted. These expenses reduce the series' returns.

Year-by-year returns

This chart shows how Series DB securities of the fund have performed in each of the past 3 calendar years. The series dropped in value in 1 of the 3 years shown. The range of returns and change from year to year can help you assess how risky the fund has been in the past. It does not tell you how the fund will perform in the future.



Best and worst 3-month returns

This table shows the best and worst returns for Series DB securities of the fund in a 3-month period over the past 3 years. The best and worst 3-month returns could be higher or lower in the future. Consider how much of a loss you could afford to take in a short period of time.

	Return	3 months ending	If you invest \$1,000 at the beginning of the period
Best return	11.4	April 30, 2017	Your investment would rise to \$1,114
Worst return	-9.5	March 31, 2020	Your investment would drop to \$905

Average return

As at May 31, 2020, a person who invested \$1,000 in Series DB securities of the fund since inception has \$1,022. This works out to an annual compound return of 0.6%.

Who is this fund for?

Investors who:

- Want exposure to emerging market debt securities with a focus on government-issued debt; and
- Are medium-term investors.
- Are willing to accept a low to medium level of investment risk.

Do not invest in this fund unless you are willing to accept the potential loss of a portion of your investment or if you have a short-term investment horizon.

A word about tax

In general, you will have to pay income tax on any money you make on a fund. How much you pay depends on the tax laws where you live and whether or not you hold the fund in a registered plan, such as a Registered Retirement Savings Plan or a Tax-Free Savings Account.

Keep in mind that if you hold your fund in a non-registered account, fund distributions are included in your taxable income, whether you get them in cash or have them reinvested.

How much does it cost?

The following tables show the fees and expenses you could pay to buy, own and sell Series DB securities of the fund. The fees and expenses - including any commissions - can vary among series of a fund and among funds. Higher commissions can influence representatives to recommend one investment over another. Ask about other series, funds and investments that may be suitable for you at a lower cost.

1. Sales charges

There are no sales charges payable to your representative's firm for this series.

2. Fund expenses

You don't pay these expenses directly. They affect you because they reduce the fund's returns.

As of December 31, 2019, the series' expenses were 1.52% of its value. This equals approximately \$15 for every \$1,000 invested.

	Annual rate (as a % of the series value)
Management expense ratio (MER) This is the total of the fund's management fee (including the trailing commission), administration fee and fund costs.	1.52%
Trading expense ratio (TER) These are the fund's trading costs.	0.00%
Fund expenses	1.52%

More about the trailing commission

The trailing commission is an ongoing commission. It is paid for as long as you own securities of the fund. It is for the services and/or advice that your representative and/or their firm provide to you.

SLGI Asset Management Inc. pays the trailing commission to your firm. It is paid from the fund's management fee and is based on the value of your investment.

The trailing commission is 0.25% of the value of your investment each year. This equals \$2.50 each year for every \$1,000 invested.

3. Other fees

You may have to pay other fees when you buy, hold, redeem or switch securities of this series of the fund.

Fee	What you pay
Short-term or excessive trading fee	If you redeem or switch securities of the fund within 30 days of purchase, SLGI Asset Management Inc. may charge a short-term or excessive trading fee of 2.0% of the value of the securities redeemed or switched on behalf of the fund.
Large redemption penalties	If you have been notified that you are a large investor and you wish to redeem or switch out an amount equal to: (a) \$5,000,000 or more, if the Fund's total net assets are less than \$100,000,000 and the Fund has been available for sale for at least two (2) years; or (b) more than 5% of the Fund's total net assets, if the Fund's total net assets are greater than or equal to \$100,000,000 (either is considered a "Large Redemption"), you will pay 1% of the NAV of the securities redeemed or switched if you do not provide the required five (5) business days' notice prior to completing the transaction. If the Large Redemption would be subject to both a large redemption penalty and a short-term or excessive trading fee, only the short-term or excessive trading fee will apply.
NSF fee	SLGI Asset Management Inc. will charge you an NSF fee (\$30 for each returned item) should any cheque or purchase order be returned because of insufficient funds in your account.
Courier or wire transfer fee	If you request that redemption proceeds be forwarded to you by courier or wire transfer, SLGI Asset Management Inc. may charge you for any costs incurred by SLGI Asset Management Inc. in connection with such delivery method.

What if I change my mind?

Under securities law in some provinces and territories, you have the right to:

- Withdraw from an agreement to buy mutual funds within two business days after you receive a simplified prospectus or Fund Facts documents, or
- Cancel your purchase within 48 hours after you receive confirmation of the purchase.

In some provinces and territories, you also have the right to cancel a purchase, or in some jurisdictions, claim damages, if the simplified prospectus, annual information form, Fund Facts document or financial statements contain a misrepresentation. You must act within the time limit set by the securities law in your province or territory.

For more information, see the securities law of your province or territory or ask a lawyer.

For more information

Contact the manager, SLGI Asset Management Inc., or your representative for a copy of the fund's simplified prospectus and other disclosure documents. These documents and the Fund Facts make up the fund's legal documents.

SLGI Asset Management Inc.

1 York Street
Toronto, Ontario M5J 0B6

Toll Free: 1-877-344-1434

Email: info@sunlifeglobalinvestments.com

Website: www.sunlifeglobalinvestments.com

To learn more about investing in mutual funds, see the brochure **Understanding mutual funds**, which is available on the website of the Canadian Securities Administrators at www.securities-administrators.ca