

This document contains key information you should know about Sun Life JPMorgan International Equity Fund - Series F8. You can find more details in the fund's simplified prospectus. Ask your representative for a copy, contact the manager, SLGI Asset Management Inc., at 1-877-344-1434 or info@sunlifeglobalinvestments.com, or visit www.sunlifeglobalinvestments.com.

Before you invest in any fund, consider how the fund would work with your other investments and your tolerance for risk.

Quick facts

Fund code(s):	SUN81413	Fund manager:	SLGI Asset Management Inc.
Date series started:	(Series F8) July 20, 2018	Portfolio manager:	SLGI Asset Management Inc.
Total value of the fund on April 30, 2024:	\$940.7 million	Sub-advisor(s):	JPMorgan Asset Management (Canada) Inc.
Management expense ratio (MER):	1.14%	Distributions:	Monthly at an annual target rate of 8% of prior year net asset value on last business or trading day. Annually, December. Automatically reinvested unless cash election made.
		Minimum investment:	\$500 initial, \$50 additional

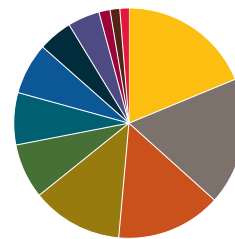
What does the fund invest in?

The fund's investment objective is to seek capital appreciation by investing primarily in equity securities of issuers domiciled outside of Canada and the United States. The fund invests in securities where there is a favourable view on risk and return; utilizes a flexible investment approach, identifying attractive global investment opportunities across multiple sectors and regions, through fundamental research. The fund may invest 100% of its assets in foreign securities (including those in emerging markets) and may invest in companies of any size.

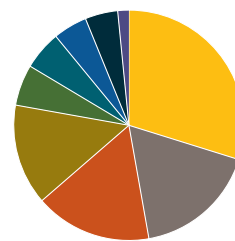
The charts below give you a snapshot of the fund's investments on April 30, 2024. The fund's investments will change.

Top 10 investments (April 30, 2024)

1. Tencent Holdings Ltd.	4.6%
2. Shell PLC	4.5%
3. Samsung Electronics Co., Ltd.	3.8%
4. Taiwan Semiconductor Manufacturing Co., Ltd., Sponsored ADR	3.7%
5. BP PLC	3.3%
6. ASML Holding NV	3.1%
7. Safran SA	2.8%
8. LVMH Moet Hennessy Louis Vuitton SE	2.6%
9. Lloyds Banking Group PLC	2.5%
10. DBS Group Holdings Ltd.	2.4%
Total percentage of top 10 investments	33.3%
Total number of investments	50

Investment mix (April 30, 2024)

Sector allocation

19.2%	Financials
18.3%	Industrials
15.1%	Information Technology
13.1%	Consumer Discretionary
7.9%	Energy
7.5%	Consumer Staples
7.4%	Materials
4.9%	Health Care
4.6%	Communication Services
1.6%	Cash and Cash Equivalents
1.4%	Utilities
1.3%	Real Estate
-2.3%	Other Assets less Liabilities


Geographic allocation

30.5%	Other
17.8%	United Kingdom
16.8%	Japan
14.5%	France
5.9%	Cayman Islands
5.6%	Canada
4.9%	Korea
4.7%	Taiwan
1.6%	Cash and Cash Equivalents
-2.3%	Other Assets less Liabilities

How risky is it?

The value of the fund can go down as well as up. You could lose money.

One way to gauge risk is to look at how much a fund's returns change over time. This is called "volatility".

In general, funds with higher volatility will have returns that change more over time. They typically have a greater chance of losing money and may have a greater chance of higher returns. Funds with lower volatility tend to have returns that change less over time. They typically have lower returns and may have a lower chance of losing money.

Risk rating

SLGI Asset Management Inc. has rated the volatility of this fund as **Medium**.

This rating is based on how much the fund's returns have changed from year to year. It doesn't tell you how volatile the fund will be in the future. The rating can change over time. A fund with a low risk rating can still lose money.



For more information about the risk rating and specific risks that can affect the fund's returns, see the "What are the general risks of investing in a mutual fund?" section of the fund's simplified prospectus.

No guarantees

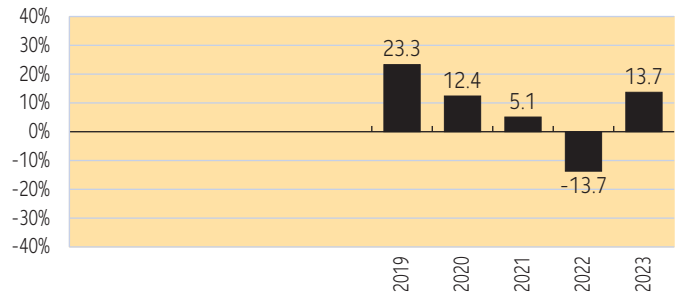
Like most mutual funds, this fund does not have any guarantees. You may not get back the amount of money you invest.

How has the fund performed?

This section tells you how Series F8 securities of the fund have performed over the past 5 calendar years. Returns are after expenses have been deducted. These expenses reduce the series' returns.

Year-by-year returns

This chart shows how Series F8 securities of the fund have performed in each of the past 5 calendar years. The series dropped in value in 1 of the 5 years shown. The range of returns and change from year to year can help you assess how risky the fund has been in the past. It does not tell you how the fund will perform in the future.



Best and worst 3-month returns

This table shows the best and worst returns for Series F8 securities of the fund in a 3-month period over the past 5 years. The best and worst 3-month returns could be higher or lower in the future. Consider how much of a loss you could afford to take in a short period of time.

	Return	3 months ending	If you invest \$1,000 at the beginning of the period
Best return	18.5	January 31, 2023	Your investment would rise to \$1,185
Worst return	-13.4	March 31, 2020	Your investment would drop to \$866

Average return

As at April 30, 2024, a person who invested \$1,000 in Series F8 securities of the fund since inception has \$1,363. This works out to an annual compound return of 5.5%.

Who is this fund for?

Investors who:

- Seek international equity diversification.
- Are long-term investors.
- Are comfortable with medium investment risk.

Do not invest in this fund unless you are willing to accept the potential loss of a portion of your investment or if you have a short-term investment horizon.

A word about tax

In general, you will have to pay income tax on any money you make on a fund. How much you pay depends on the tax laws where you live and whether or not you hold the fund in a registered plan, such as a Registered Retirement Savings Plan or a Tax-Free Savings Account.

Keep in mind that if you hold your fund in a non-registered account, fund distributions are included in your taxable income, whether you get them in cash or have them reinvested.

How much does it cost?

The following tables show the fees and expenses you could pay to buy, own and sell Series F8 securities of the fund.

The fees and expenses - including any commissions - can vary among series of a fund and among funds. Higher commissions can influence representatives to recommend one investment over another. Ask about other series, funds and investments that may be suitable for you at a lower cost.

1. Sales charges

There are no sales charges payable to your representative's firm for this series.

2. Fund expenses

You don't pay these expenses directly. They affect you because they reduce the fund's returns.

As of December 31, 2023, the series' expenses were 1.27% of its value. This equals approximately \$13 for every \$1,000 invested.

Annual rate (as a % of the series value)

Management expense ratio (MER) This is the total of the fund's management fee, administration fee and fund costs.	1.14%
Trading expense ratio (TER) These are the fund's trading costs.	0.13%
Fund expenses	1.27%

More about the trailing commission

No trailing commissions are paid for this series.

3. Other fees

You may have to pay other fees when you buy, hold, redeem or switch securities of this series of the fund.

Fee	What you pay
Service fee	This series is only available to investors who have a fee-based account with their representative's firm and whose representative's firm has signed an agreement with SLGI Asset Management Inc. or investors who are clients of dealers that do not make a suitability determination. You pay a fee to your representative's firm for investment advice and other services.
Short-term or excessive trading fee	If you redeem or switch securities of the fund within 30 days of purchase, SLGI Asset Management Inc. may charge a short-term or excessive trading fee on behalf of the fund of 2.0% of the value of the securities redeemed or switched.
Large redemption penalties	If you have been notified that you are a large investor and you wish to redeem or switch out an amount equal to: (a) \$5,000,000 or more, if the Fund's total net assets are less than \$100,000,000 and the Fund has been available for sale for at least two (2) years; or (b) more than 5% of the Fund's total net assets, if the Fund's total net assets are greater than or equal to \$100,000,000 (either is considered a "Large Redemption"), you will pay 1% of the NAV of the securities redeemed or switched if you do not provide the required five (5) business days' notice prior to completing the transaction. If the Large Redemption would be subject to both a large redemption penalty and a short-term or excessive trading fee, only the short-term or excessive trading fee will apply.
NSF fee	SLGI Asset Management Inc. will charge you an NSF fee (\$30 for each returned item) should any cheque or purchase order be returned because of insufficient funds in your account.
Courier or wire transfer fee	If you request that redemption proceeds be forwarded to you by courier or wire transfer, SLGI Asset Management Inc. may charge you for any costs incurred by SLGI Asset Management Inc. in connection with such delivery method.

What if I change my mind?

Under securities law in some provinces and territories, you have the right to:

- Withdraw from an agreement to buy mutual fund securities within two business days after you receive a simplified prospectus or Fund Facts documents, or
- Cancel your purchase within 48 hours after you receive confirmation of the purchase.

In some provinces and territories, you also have the right to cancel a purchase, or in some jurisdictions, claim damages, if the simplified prospectus, Fund Facts document or financial statements contain a misrepresentation. You must act within the time limit set by the securities law in your province or territory.

For more information, see the securities law of your province or territory or ask a lawyer.

For more information

Contact the manager, SLGI Asset Management Inc., or your representative for a copy of the fund's simplified prospectus and other disclosure documents. These documents and the Fund Facts make up the fund's legal documents.

SLGI Asset Management Inc.
1 York Street, Suite 3300
Toronto, Ontario M5J 0B6

Toll Free: 1-877-344-1434

Email: info@sunlifeglobalinvestments.com

Website: www.sunlifeglobalinvestments.com

To learn more about investing in mutual funds, see the brochure **Understanding mutual funds**, which is available on the website of the Canadian Securities Administrators at www.securities-administrators.ca