

This document contains key information you should know about Sun Life Dynamic Strategic Yield Fund - Series I. You can find more details in the fund's simplified prospectus. Ask your representative for a copy, contact the manager, SLGI Asset Management Inc., at 1-877-344-1434 or info@sunlifeglobalinvestments.com, or visit www.sunlifeglobalinvestments.com.

Before you invest in any fund, consider how the fund would work with your other investments and your tolerance for risk.

Quick facts

Fund code(s):	SUN578	Fund manager:	SLGI Asset Management Inc.
Date series started:	(Series I) January 17, 2013	Portfolio manager:	SLGI Asset Management Inc.
Total value of the fund on April 30, 2024:	\$134.2 million	Sub-advisor(s):	1832 Asset Management L.P.
Management expense ratio (MER):	0.07%	Distributions:	Income: Monthly, on or about, last business or trading day. Capital gains: Annually, December.
		Minimum investment:	Negotiable

What does the fund invest in?

The fund's investment objective is to achieve income and long-term capital growth primarily by investing directly in a diversified portfolio of fixed income and income-oriented equity securities, or indirectly by investing in mutual funds (including exchange-traded funds) that invest in such securities. The fund primarily invests in debt and income oriented equity securities with no restrictions on market capitalizations, industry sector or geographic mix. The fund will invest in investment grade debt instruments but may also invest in non-investment grade or unrated debt instruments. The fund will also invest in dividend or income paying securities including preferred shares and convertible preferred shares, investment trust securities and other equity securities with free cash flow, and REITs on a global basis.

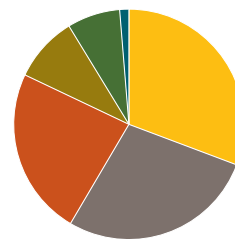
The charts below give you a snapshot of the fund's investments on April 30, 2024. The fund's investments will change.

Top 10 investments (April 30, 2024)

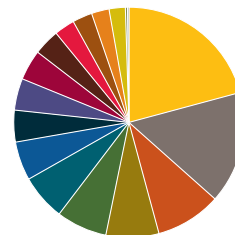
1. Cash and Cash Equivalents	7.5%
2. 1832 AM U.S. \$ Investment Grade U.S. Corporate Bond Pool, Series I	5.3%
3. Dynamic Short Term Credit PLUS Fund, Series O	4.8%
4. Dynamic Total Return Bond Fund, Series O	4.7%
5. Dynamic Real Estate & Infrastructure Income II Fund, Series O	3.8%
6. Canadian Government Bond, 1.25%, Mar 01, 2027	3.4%
7. United States Treasury Note, 2.75%, Aug 15, 2032	3.2%
8. Royal Bank of Canada	3.1%
9. United States Treasury Note, 4.13%, Sep 30, 2027	3.0%
10. Canadian Government Bond, 1.50%, Dec 01, 2031	2.8%

Total percentage of top 10 investments 41.6%

Total number of investments 61

Investment mix (April 30, 2024)

Asset mix

31.0%	Canadian Equities
28.0%	Canadian Fixed Income
23.8%	U.S. Equities
9.3%	U.S. Fixed Income
7.5%	Cash and Cash Equivalents
1.3%	International Equities
0.0%	Derivatives - Short
-0.2%	Derivatives - Long
-0.7%	Other Assets less Liabilities


Sector allocation

21.0%	Mutual Funds - Fixed Income
15.9%	Financials
9.3%	U.S. Government Bond
7.5%	Cash and Cash Equivalents
7.2%	Energy
6.5%	Canadian Federal Government Bond
5.5%	Industrials
4.5%	Real Estate
4.5%	Health Care
4.3%	Consumer Discretionary
3.7%	Information Technology
2.9%	Consumer Staples
2.8%	Utilities
2.5%	Communication Services
2.3%	Materials
0.3%	Canadian Provincial Government Bond
0.2%	Canadian Corporate Bond
0.0%	Derivatives - Short
-0.2%	Derivatives - Long
-0.7%	Other Assets less Liabilities

How risky is it?

The value of the fund can go down as well as up. You could lose money.

One way to gauge risk is to look at how much a fund's returns change over time. This is called "volatility".

In general, funds with higher volatility will have returns that change more over time. They typically have a greater chance of losing money and may have a greater chance of higher returns. Funds with lower volatility tend to have returns that change less over time. They typically have lower returns and may have a lower chance of losing money.

Risk rating

SLGI Asset Management Inc. has rated the volatility of this fund as **Low to medium**.

This rating is based on how much the fund's returns have changed from year to year. It doesn't tell you how volatile the fund will be in the future. The rating can change over time. A fund with a low risk rating can still lose money.



For more information about the risk rating and specific risks that can affect the fund's returns, see the "What are the general risks of investing in a mutual fund?" section of the fund's simplified prospectus.

No guarantees

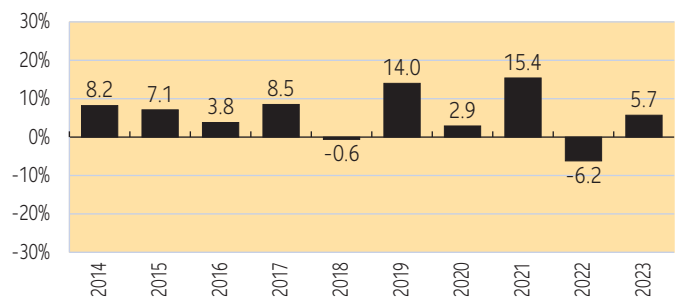
Like most mutual funds, this fund does not have any guarantees. You may not get back the amount of money you invest.

How has the fund performed?

This section tells you how Series I securities of the fund have performed over the past 10 calendar years. Returns are after expenses have been deducted. These expenses reduce the series' returns.

Year-by-year returns

This chart shows how Series I securities of the fund have performed in each of the past 10 calendar years. The series dropped in value in 2 of the 10 years shown. The range of returns and change from year to year can help you assess how risky the fund has been in the past. It does not tell you how the fund will perform in the future.



Best and worst 3-month returns

This table shows the best and worst returns for Series I securities of the fund in a 3-month period over the past 10 years. The best and worst 3-month returns could be higher or lower in the future. Consider how much of a loss you could afford to take in a short period of time.

	Return	3 months ending	If you invest \$1,000 at the beginning of the period
Best return	6.6	April 30, 2017	Your investment would rise to \$1,066
Worst return	-8.0	March 31, 2020	Your investment would drop to \$920

Average return

As at April 30, 2024, a person who invested \$1,000 in Series I securities of the fund 10 years ago has \$1,673. This works out to an annual compound return of 5.3%.

Who is this fund for?

Investors who:

- Seek income and capital growth potential through investments in both equities and fixed income securities.
- Are medium- to long-term investors.
- Are comfortable with low to medium investment risk.

Do not invest in this fund unless you are willing to accept the potential loss of a portion of your investment or if you have a short-term investment horizon.

A word about tax

In general, you will have to pay income tax on any money you make on a fund. How much you pay depends on the tax laws where you live and whether or not you hold the fund in a registered plan, such as a Registered Retirement Savings Plan or a Tax-Free Savings Account.

Keep in mind that if you hold your fund in a non-registered account, fund distributions are included in your taxable income, whether you get them in cash or have them reinvested.

How much does it cost?

The following tables show the fees and expenses you could pay to buy, own and sell Series I securities of the fund.

The fees and expenses - including any commissions - can vary among series of a fund and among funds. Higher commissions can influence representatives to recommend one investment over another. Ask about other series, funds and investments that may be suitable for you at a lower cost.

1. Sales charges

There are no sales charges payable to your representative's firm for this series.

2. Fund expenses

You don't pay these expenses directly. They affect you because they reduce the fund's returns.

As of December 31, 2023, the series' expenses were 0.17% of its value. This equals approximately \$2 for every \$1,000 invested.

Annual rate (as a % of the series value)

Management expense ratio (MER) This is the total of the fund's administration fee and fund costs.	0.07%
Trading expense ratio (TER) These are the fund's trading costs.	0.10%
Fund expenses	0.17%

More about the trailing commission

No trailing commissions are paid for this series.

3. Other fees

You may have to pay other fees when you buy, hold, redeem or switch securities of this series of the fund.

Fee	What you pay
Management fee	You negotiate and pay the management fee to SLGI Asset Management Inc. for this series of securities directly. The management fee will not exceed an annual rate of 1.50%.
Short-term or excessive trading fee	If you redeem or switch securities of the fund within 30 days of purchase, SLGI Asset Management Inc. may charge a short-term or excessive trading fee on behalf of the fund of 2.0% of the value of the securities redeemed or switched.
NSF fee	SLGI Asset Management Inc. will charge you an NSF fee (\$30 for each returned item) should any cheque or purchase order be returned because of insufficient funds in your account.
Courier or wire transfer fee	If you request that redemption proceeds be forwarded to you by courier or wire transfer, SLGI Asset Management Inc. may charge you for any costs incurred by SLGI Asset Management Inc. in connection with such delivery method.

What if I change my mind?

Under securities law in some provinces and territories, you have the right to:

- Withdraw from an agreement to buy mutual fund securities within two business days after you receive a simplified prospectus or Fund Facts documents, or
- Cancel your purchase within 48 hours after you receive confirmation of the purchase.

In some provinces and territories, you also have the right to cancel a purchase, or in some jurisdictions, claim damages, if the simplified prospectus, Fund Facts document or financial statements contain a misrepresentation. You must act within the time limit set by the securities law in your province or territory.

For more information, see the securities law of your province or territory or ask a lawyer.

For more information

Contact the manager, SLGI Asset Management Inc., or your representative for a copy of the fund's simplified prospectus and other disclosure documents. These documents and the Fund Facts make up the fund's legal documents.

SLGI Asset Management Inc.
1 York Street, Suite 3300
Toronto, Ontario M5J 0B6

Toll Free: 1-877-344-1434
Email: info@sunlifeglobalinvestments.com
Website: www.sunlifeglobalinvestments.com

To learn more about investing in mutual funds, see the brochure **Understanding mutual funds**, which is available on the website of the Canadian Securities Administrators at www.securities-administrators.ca